









Grass Seed Supplies 2018





Seeding a new lawn or sports field? Creating a meadow for bees and butterflies?
From turf to pasture to pollinator mixes, our quality grass seed line up has your needs covered.

LAWN GRASS MIXTURES

Mix	Ingredients	Size	Rate
MAPLE GREEN DM-30075  <ul style="list-style-type: none"> A multi-purpose mixture with annual ryegrass for quick establishment. Tolerates full sun or moderate shade 	<ul style="list-style-type: none"> - 40% Kentucky Blue - 40% Creeping Red Fescue - 10 % Annual Ryegrass - 10% Cert Annual Ryegrass 	/lb - ✓ 25kg - ✓	5lbs /1000sq.ft.
DELUXE – SUN & SHADE DM-30074  <ul style="list-style-type: none"> A deluxe blend providing a superior lawn in all sun or moderate shade. Endophyte-enhanced 100% Certified and 99.9% weed-free seed 	<ul style="list-style-type: none"> - 45% Cert. Chewings Fescue - 30% Cert. Self-repairing Perennial Ryegrass - 25% Cert. Kentucky Blue 	/lb - ✓ 25kg - ✓	5lbs /1000sq.ft.
DELUXE – OVERSEED DM-30073  <ul style="list-style-type: none"> A quick emerging, perennial ryegrass blend for repairing bare spots and thickening existing lawns. Endophyte-enhanced 100% Certified and 99.9% weed-free seed 	<ul style="list-style-type: none"> - 50% Cert. Perennial Ryegrass - 50% Cert. Self-repairing Perennial Ryegrass 	/lb - ✓ 25kg - ✓	5lbs /1000sq.ft.
SURVIVOR DM-30091  <ul style="list-style-type: none"> A quick establishing, completely regenerating and revolutionary seed mixture. Endophyte-enhanced and excellent drought tolerance 	<ul style="list-style-type: none"> - 40% Cert. Self-repairing Perennial Ryegrass - 40% Cert. Self-repairing Tall Fescue - 20% Cert. Annual Ryegrass 	/lb - ✓ 25kg - ✓	5lbs /1000sq.ft.
PREMIUM DM-42001  <ul style="list-style-type: none"> Tried and proven mixture for over 40 years. An excellent, economical option for new lawns or overseeding. Endophyte-enhanced 	<ul style="list-style-type: none"> - 40% Kentucky Bluegrass - 40% Creeping Red Fescue - 20% Cert. Self-repairing Perennial Ryegrass 	/lb - ✓ 25kg - ✓	5lbs /1000sq.ft.
SHADE DM-90250  <ul style="list-style-type: none"> Specially designed for shaded areas or areas that lack morning sunlight. Combination of high quality turfgrass species Contains the most shade tolerant species known to turf 	<ul style="list-style-type: none"> - 45% Creeping Red Fescue - 20% Kentucky Blue - 10% Chewings Fescue - 10% Turf Type Perennial Ryegrass - 10% Annual Rye - 5% Poa Trivialis 	/lb - ✓ 25kg - ✓	4lbs /1000sq.ft.

SPECIALTY GRASS MIXTURES

PREMIUM ORCHARDWAY DM-30053  <ul style="list-style-type: none"> Low growing mix for orchard, vineyard and berry rows 	<ul style="list-style-type: none"> - 50% Coated Kentucky Bluegrass** - 50% Creeping Red Fescue **Coated for enhanced germination** 	/lb - ✗ 25kg - ✓	32lbs/ac
HIGHWAY MIX (CERT. DOH MIX) DM-90110  <ul style="list-style-type: none"> Certified NS Department of Highways used for land reclamation along roadsides. Requires little to no maintenance 	<ul style="list-style-type: none"> - 40% Creeping Red Fescue - 15% Timothy - 15% Tall Fescue - 10% Alsike Clover - 10% Kentucky Bluegrass - 5% Perennial Ryegrass - 5% Red Top 	/lb - ✓ 25kg - ✓	4-6lbs /1000sq.ft.

Permanent Pasture • Triple Mix • Alfalfa • Clover • Buckwheat • Fall Rye Available By The Pound.

Hydroseeding Products	Celumulch	18.2kg
	20-20-20 + Micros	25kg
	10-52-10 + Micros	25kg



BROOKLYN
902-757-3232

COLDBROOK
902-679-1161

NEW GLASGOW
902-752-4798